

PHOTOELECTRONIC RELAY

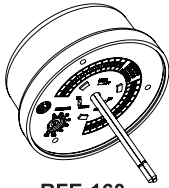
WITH ADJUSTABLE TIMING

For the timed automatic control of lamps, according to variations in natural light.

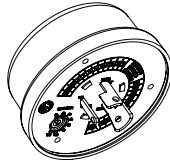
They are indicated for signs, decorative poles, shop windows, billboards, parking lots and similar applications.



MODELS:



RFE-160
With cables



RFE-161
With ABNT NBR-5123
standard connector

FEATURES

- Microcontrolled relays
- Adjustable timing in 1, 2, 3, 4, 6, 8, 10 or 12 hours
- Automatic bivolt: 127/220V~ 50/60Hz
- Operating temperature: -5 to 50°C
- Delay time to turn on: 5 seconds

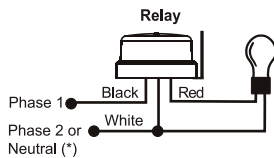
ELECTRIC CAPACITY

Lamps	Incandescent or Mixed		High Intensity Discharge (HID)	LED*	Other loads	
	127V~	220V~	127/220V~	127/220V~	127V~	220V~
RFE-160 / 161	600W	1000W	400W	300W	1200VA	1800VA

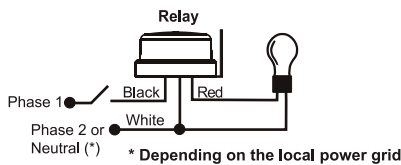
*Do not install more than 7 lamps, fixtures or led reflectors in the same relay.

WIRING DIAGRAM

A) For automatic command

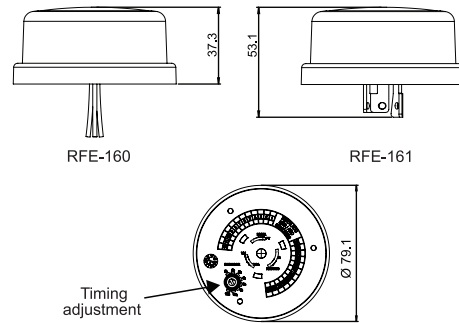


B) For automatic and manual control: the switch permits that the lamps stay off at night, if convenient.



Note: The colors of the cables may be changed without previous notice. Check the product manual before installation.

DIMENSIONS



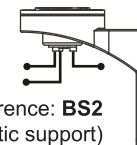
VOLTAGE

6 - Bivolt

PACKAGE

P - Plastic bag

OPTIONAL*



* Outlet for RFE-161. Sold separately.

SELECTION GUIDE

RFE -	<input type="checkbox"/>	<input type="checkbox"/>	<input type="checkbox"/>	<input type="checkbox"/>
Model	160	161		
Voltage		6		
Programation			P0	
Packing				P